




Brighten Buzz

MONTHLY PARENT NEWSLETTER



Important Dates

Picture Day

Fresno - April 2 & 3
Figarden- April 4 & 5
Skypark - April 9 & 10
Grantland- April 11 & 12



Reptile Ron


Shaw- April 2
Austin- April 3
Villa- April 4
Fresno- April 5
Skypark- April 8
Figarden- April 9
Grantland- April 10



*Keep an eye out for a note about your child's specific dates and times at your location.

Weekly Themes

April 1: Planets & Solar System



April 8: Planets & Solar System



April 15: Gardening & Plants



April 22: Earth Day & Reduce, Reuse, Recycle/Rodeo



April 29: Zoo Animals



Encouraging Empathy

A simple way to encourage empathy with our little ones is to turn the direction from themselves onto others whenever we are dealing with conflict resolution. Instead of asking, "How would you like it if Jim pushed you?" ask them something like, "How do you think Dwight felt when you pushed him?" This may be something you do from time to time without realizing it, but knowing the reason behind it may help you do it more often!



"I'm not talking back. I'm just telling you everything you don't know."


- Mason, 4 years old

@LiveFromSnackTime

Kids Say the Darndest Things

SOMETHING TO THINK ABOUT

READING IS Fundamental



MOON ROCKS

Immerse your future astronauts into space with this fun activity that can be adapted to cover any concept. Simply create moon rocks by using foil and hide a letter or object inside. You can hide the rocks around the room or grab some black beans and create an out of this world sensory bin. You and your child can take turns opening a rock to discover and identify what is inside. For our littlest learners, you can focus on identifying the colors and shapes of the different hidden objects. If you are looking to challenge your child, move the focus onto rhyming with the object or the beginning letter sounds.

Community Helper Day.

Community Helper Day is quickly approaching! If you or someone you know is a community helper and would like to volunteer, please reach out to the directors at your school.

KITCHEN KORNER



ASTRONAUT ICE CREAM

INGREDIENTS

- 6 large egg whites, at room temperature
- 1/2 teaspoon cream of tartar
- 1 1/2 cups sugar
- 1 tablespoon vanilla extract (or 1 tsp peppermint extract)
- Gel food coloring (optional)
- Mini chocolate chips for the mint chip flavor

DIRECTIONS

1. Preheat your oven to 200 degrees.
2. Begin mixing your egg whites with an electric mixer until slightly foamy.
3. Next add in the cream of tartar and mix again until it is white and foamy and soft peaks form. This can take a couple of minutes.
4. Add your sugar. Be sure not to dump all of it in at once or it will deflate the foaminess. Slowly add it in a spoonful or two at a time while mixing.
5. Add in your extract and coloring. Mix it until stiff peaks form.
6. Scoop into a baking sheet lined with parchment paper and bake in an oven preheated to 200 degrees for 2 hours. This allows it time to sufficiently dry out and get crispy.